

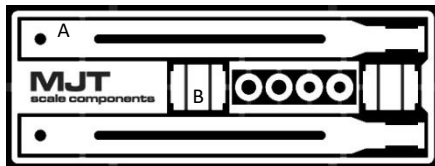
2583 NEM 362 Generic Coupling Tongue - Instructions

Please read the instructions and familiarise yourself with the parts and options before bending, gluing or soldering them.

A generic coupling tongue consisting of a 60mm long x 6mm wide tongue with a fabricated NEM 362 coupling box at one end and a 2.5mm wide slot down the middle. There are numerous ways in which this can be used and it is hoped that the modeller will find ways to adapt it to particular situations.

Coupling Tongue Etch

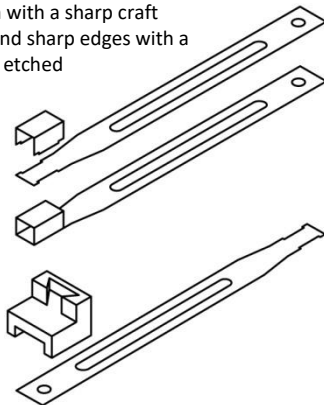
A – Tongue
B – Coupling Box



Remove the components from the etch with a sharp craft knife and clean all the remaining tabs and sharp edges with a small file. All folds are 90° with the half etched line on the inside of the fold. The box is soldered or glued onto the narrow end of the tongue, taking care to keep the inside of the box clean.

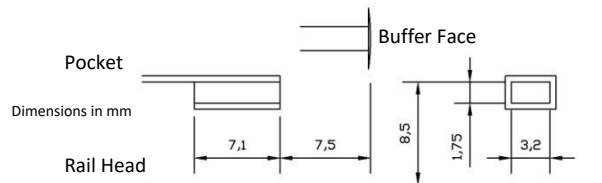
Alternatively, the tongue can be turned round and an NEM363 socket – such as that available from Parkside Dundas (shown) – can be attached.

It is anticipated that resourceful modellers might find alternative ways of using the tongue.



The hole in the end of the tongue and the 4 'washers' are provided in case they are useful

The NEM 362 standard specifies the exact position of the coupling box (see - <http://www.doubleogauge.com/standards/couplings.htm>).



The distance behind the buffer face (or furthest projection from the vehicle end) – 7.5mm – is intended for use with close coupling mechanisms and might need modifying to ensure adequate clearance between vehicles. The horizontal position of the completed tongue can be adjusted using the slot. The height of the coupling pocket can be set by a) mounting it either way up, b) the use of the shim washers provided and / or c) judicious bending of the tongue. Bear in mind that the tongue might be pulling the whole weight of a long train; two sharp angles might be easier to re-enforce than a gentle 'S'. Clearly the modeller is not bound by these standards and some RTR manufacturers have adopted their own.

Dart Castings 17 Hurst Close Staplehurst Kent TN12 0BX

www.dartcastings.co.uk

© DART CASTINGS 2017

